

Using OnTheMap to Measure Neighborhood Change

Jeff Matson

jmatson@umn.edu

LED Partnership Workshop

3.7.16

UNIVERSITY OF MINNESOTA

Driven to Discover

Center for Urban and Regional Affairs

- 45+ years of Community Engagement history
- Student-based research
- Faculty-led research
- Technical Assistance
 - **Community GIS**

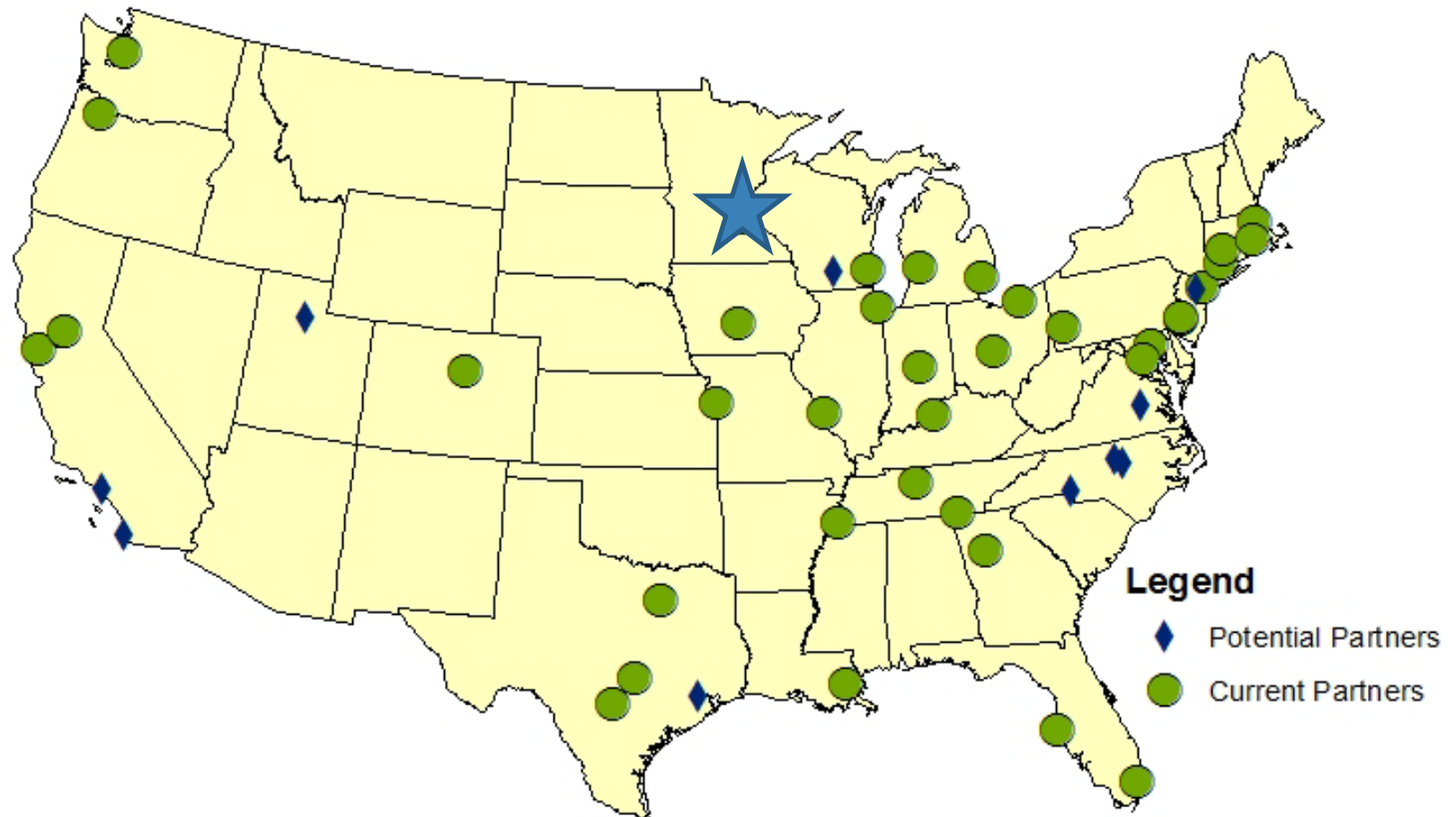
The Center for Urban and Regional Affairs (CURA) connects the resources of the [University of Minnesota](#) with the interests and needs of urban communities and the region for the benefit of all.



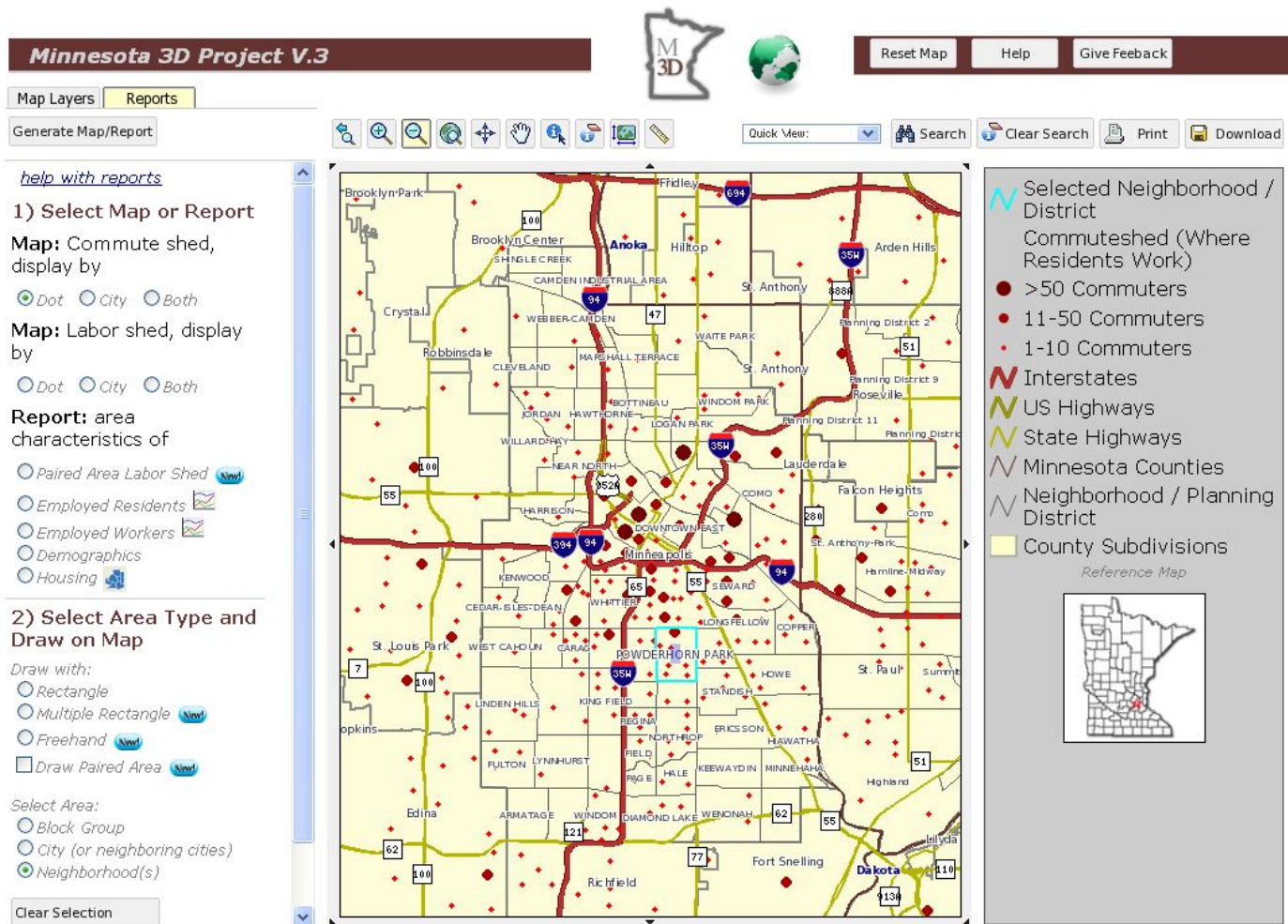
NNIP

National Neighborhood Indicators Partners

Better Data. Better Decisions. Better Communities.



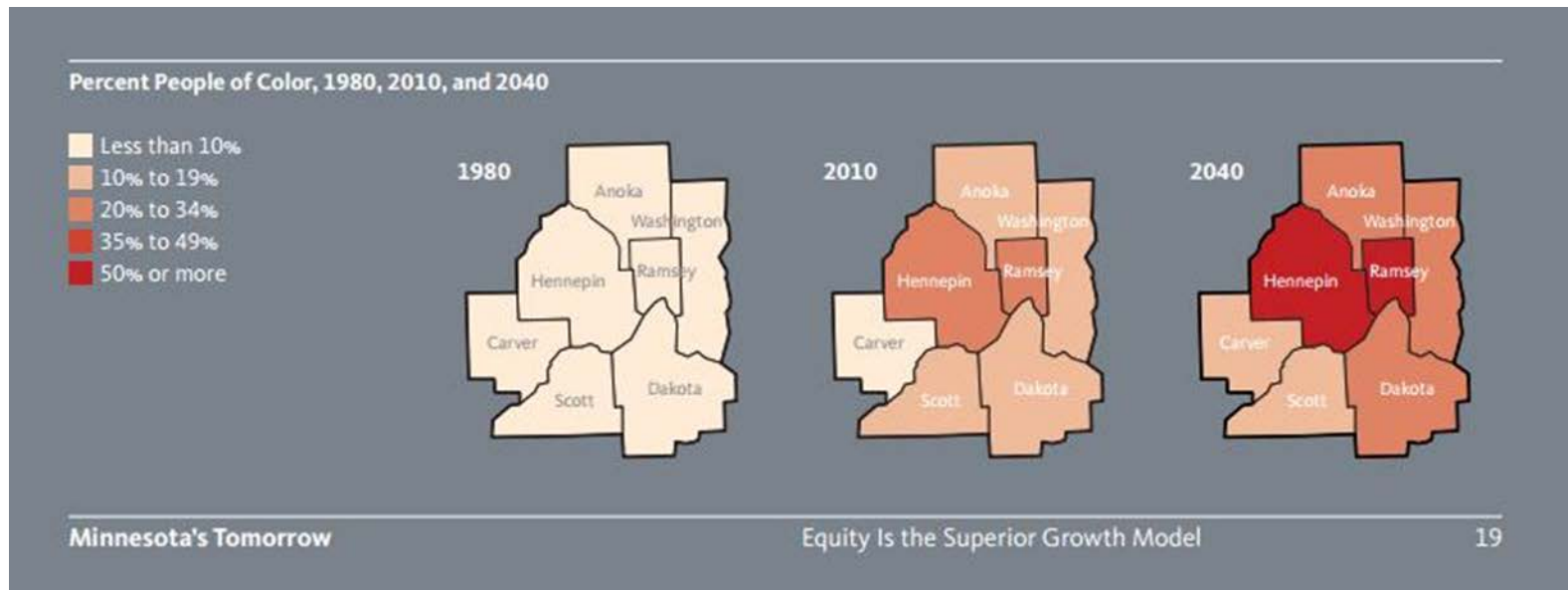
LODES Data Since 2004



Outline

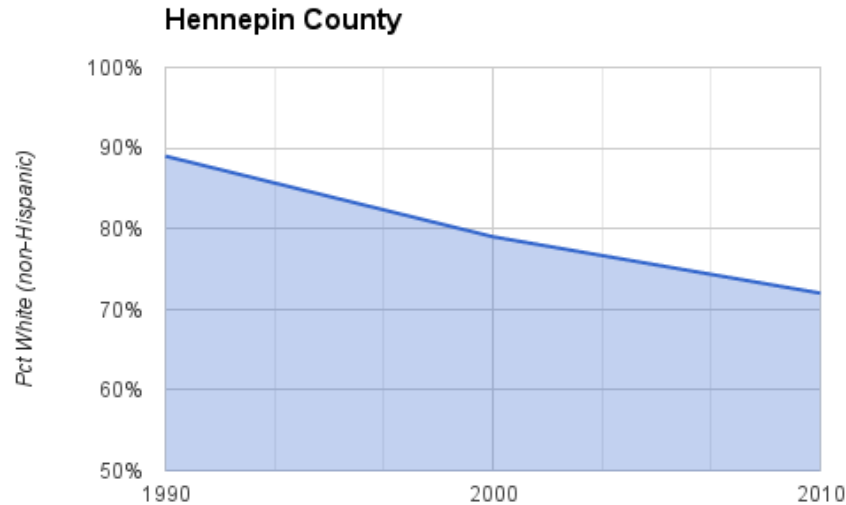
- CURA / M3D
- Minneapolis demographics
- Resident Area Characteristics (Race & Income)
- Combining LED & other data
- Advantages of using LED over other sources

Demographic Future

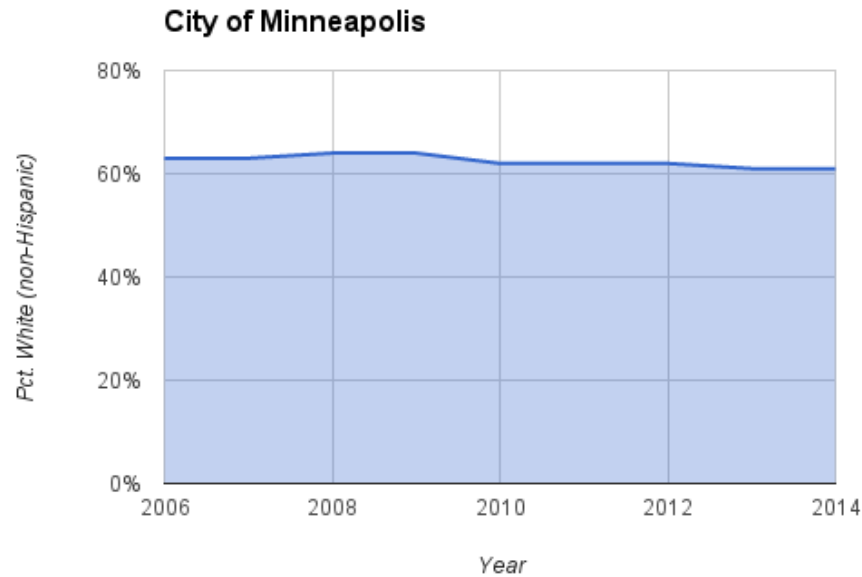


Minnesota's Tomorrow – PolicyLink, http://www.policylink.org/sites/default/files/MNT_032514.pdf

Population: White non-Hispanic



Data Source: Decennial U.S. Census



Data Source: American Community Survey
1-year estimates

The Myth of Gentrification?

MINNPOST

If Twin Cities gentrification is a myth, what's the real problem?

By Bill Lindeke | 01/14/16



NEWS

In Twin Cities, gentrification not really hurting the poor, UMN study says



A view of St. Paul, looking east from a rooftop near the intersection of Lafond Avenue and Milton Street, includes St. Agnes Catholic Church's onion steeple clock tower, the Minnesota Capitol and, foreground, St. Stephanus Lutheran Church. (Pioneer Press archives: Joe Oden)

By FREDERICK MELO | fmelo@pioneerpress.com



RIVERSIDE EDITION (3rd Monday) February 2016, VOL. XXVI, ISSUE 6

Share this on Facebook.



- Archives
- Before 2014 Archive

SEARCH

Search

Poverty pimps and the gentrification scam

in [News](#), [Nokomis](#), [Phillips/Powderhorn](#), [Riverside](#) / by [Ashley Pederson](#) / on February 15, 2016



BY ED FELIEN



Reality of Neighborhood Change

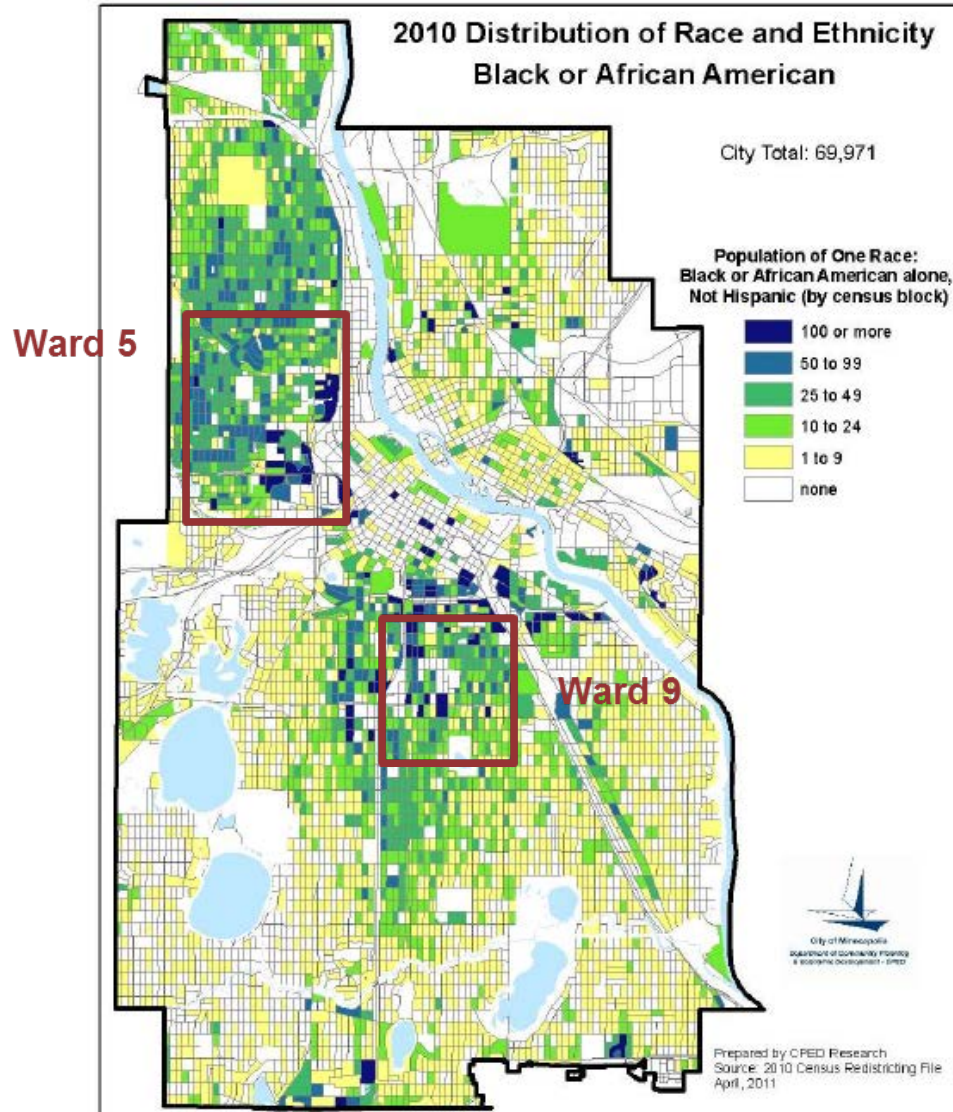
- Community Concerns (Cano, Gente-fy Mpls)

<https://twitter.com/people4alondra/status/649355514216775681>

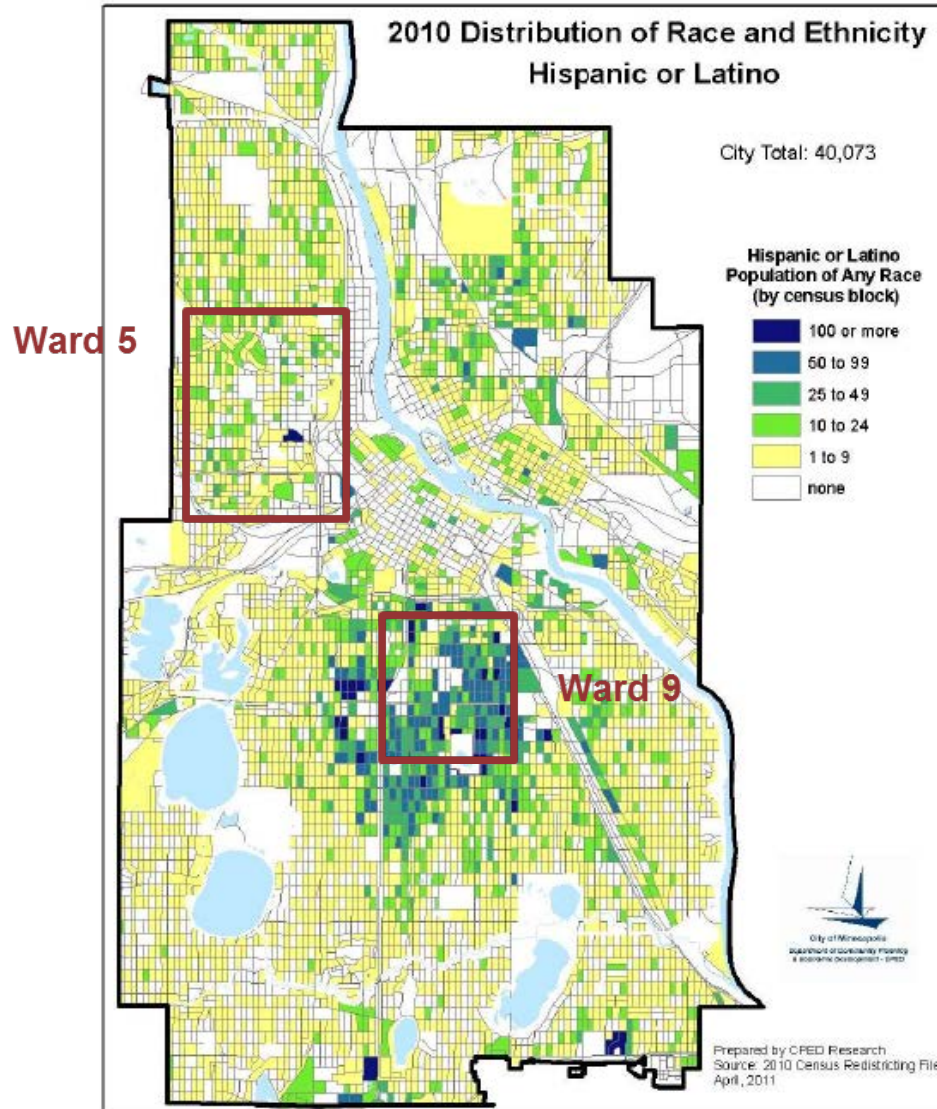
- Seward Co-op “Friendship Store”



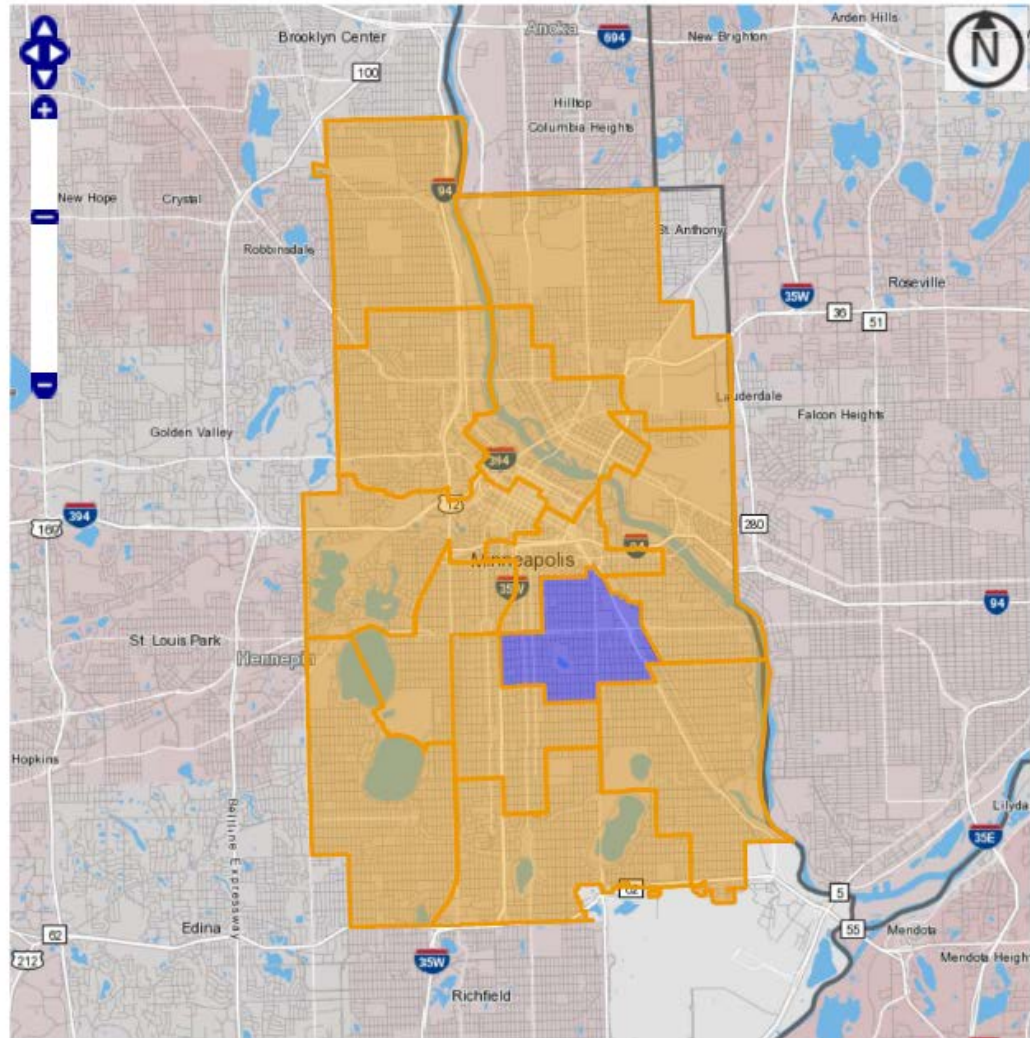
Percentage African-American



Percentage Latino/Hispanic



Import from SHP



Methodology

- Home Area Profile

- 2009-2013
- Primary Jobs
 - 2009 key demographic variables added (race, ethnicity, educational attainment)

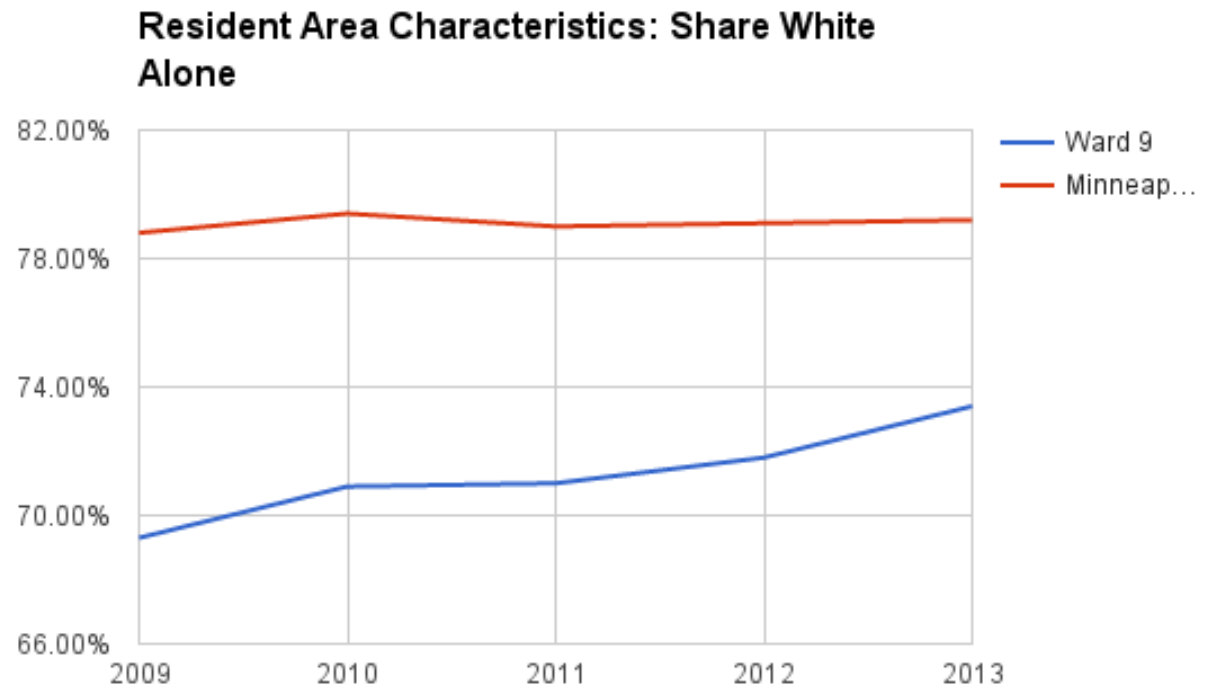
- Destination Analysis

- 2009-2013
- Top 25 Zip Code destinations

Change in White Alone (RAC)

Minneapolis 2%

Ward 9 = 21%



All Races/Ethnicity (RAC)

Jobs by Worker Race	2009		2013	
	Count	Share	Count	Share
White Alone	6,280	69.3%	7,606	73.4%
Black or African American Alone	1,798	19.8%	1,811	17.5%
American Indian or Alaska Native Alone	280	3.1%	262	2.5%
Asian Alone	489	5.4%	431	4.2%
Jobs by Worker Ethnicity				
Hispanic or Latino	920	10.2%	1,082	10.4%

Total Primary Jobs increase of 1,304 from 9,063 to 10,367 (14%)

High Income Earners (>\$3,333/mo.)

Jobs by Worker Race	2009		2013	
	Count	Share	Count	Share
White Alone	2,322	79.7%	3,078	83.6%
Black or African American Alone	345	11.8%	367	10.0%
American Indian or Alaska Native Alone	64	2.2%	53	1.4%
Asian Alone	125	4.3%	134	3.6%
Jobs by Worker Ethnicity				
Hispanic or Latino	137	4.7%	191	5.2%

White Alone increase of 32%

Change in High Earning Residents

Minneapolis +20%

Ward 9 = +25%

Decrease in Younger workers, increase in older workers

Industry Increases in Professional/Scientific, Health Care, Arts/Entertainment, Construction

Comparing Wards 5 & 9 with City

- Change in Total Primary Jobs
 - Minneapolis 1.3%
 - Ward 9 = 14.4%
- Change in White Alone Employed Residents
 - Ward 5: -3%
 - Ward 9: +21%
 - Minneapolis: +2%

Other Data

- Number of Units, Vacancy
 - No increase in # of Units
 - Decrease in vacancy %
- Property Data (sale price, homestead status)
 - Median sale price increasing
 - Owner Occupied % increasing
- HMDA
 - Track originations by race

Advantages of LED

- Not a survey
- Annual updates
- Small geography

Thank you!

The University of Minnesota is an equal opportunity educator and employer.